

Fund Fact Sheet

Allianz Indo Asia Equity Fund

(formerly known as RHB Indo Asia Equity Fund)



Type of Fund

Equity Mutual Fund

Effective Date

November 25th, 2016

OJK Effective Statement Letter No.

S-697/D.04/2016

Launch Date

January 6th, 2017

Denomination

Indonesian Rupiah

Price (NAV) - IDR/Unit

IDR 1,209.17

Total Asset Under Management

IDR 65.91 Billion

Total Unit Offered

1,000,000,000.00 (One Billion) Units

Minimum Initial Investment

IDR 1,000,000.00 (One Million Rupiah)

Minimum Regular Subscription / Top Up

IDR 1,000,000.00 (One Million Rupiah)

Valuation Period

Daily

Management Fee

Max. 3.00% p.a

Subscription Fee

Max. 3.00% (of transaction amount)

Redemption Fee

Max. 2.00% (of transaction amount)

Switching Fee

Max. 0.50% (of transaction amount)

Custodian Fee

Max. 0.25% p.a

Custodian Bank

Standard Chartered Bank, Jakarta

Benchmark

JCI

ISIN Code

IDN000273505

Subscription Account of Mutual Fund

306-8085-5790

RD Allianz INDO-ASIA EQUITY FUND - SUBSCRIPTION

For more information, please refer to the Mutual Fund's Prospectus

Investment Manager Profile

PT. Allianz Global Investors Asset Management Indonesia (AllianzGI AM) is an Investment Manager registered and supervised by the Otoritas Jasa Keuangan (OJK), with license number KEP.01/BL/MI/2007. AllianzGI AM is a subsidiary of Allianz Global Investors, one of the World's Leading Investment Managers. Currently AllianzGI AM manages money market funds, equity funds, index funds, fixed income funds, and capital protected funds with total AUM of more than IDR 3.19 trillion (as of Oktober, 31st 2022).

Investment Objective

To provide medium to long term capital appreciation to investors primarily through investment in equity securities offered through public offering and/or traded both on the domestic and foreign stock exchange.

Investment Policy

Equity	80% - 100%
Cash and/or Money Market	0% - 20%

% Sectoral Allocation

Energy	12.60%
Basic Materials	4.85%
Industrials	12.04%
Consumer Non-Cycl.	5.80%
Consumer Cycl.	3.77%
Healthcare	2.22%
Financials	40.23%
Properties & Real Est.	4.03%
Technology	3.94%
Infrastructures	10.52%
Transportation & Log.	0.00%
Government	0.00%

Investment Risk

1. Risk of Changes in Economic and Politic Condition
2. Risk of Reduction in NAV of Each Participation Unit
3. Liquidity Risk
4. Change of Regulation Risk
5. Dissolution and Liquidation Risk
6. Currency Exchange Rate Risk

Fund Performance (%)

Period	1 Month	3 Month	6 Month	1 Year	3 Year	5 Year	YTD	S.I.*
Allianz IAEF	3.12%	7.68%	1.25%	9.69%	7.66%	7.81%	16.25%	20.92%
Benchmark	0.83%	2.13%	-1.80%	7.70%	13.98%	18.20%	7.86%	32.76%

*Since Inception

Highest Monthly Performance	Nov-20	9.57%
Lowest Monthly Performance	Mar-20	-17.93%

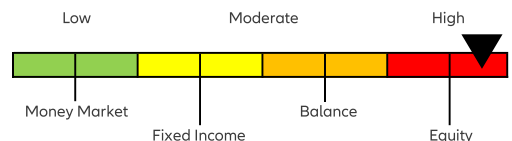
% Asset Allocation

Equity	97.90%
Cash and/or Money Market	2.10%

Top Holdings (Alphabetic)

No	Type	Securities Code	Sector
1	Equity	ADRO	Energy
2	Equity	AMRT	Consumer Non-Cycl.
3	Equity	ASII	Industrials
4	Equity	BBCA	Financials
5	Equity	BBNI	Financials
6	Equity	BBRI	Financials
7	Equity	BMRI	Financials
8	Equity	MAPI	Consumer Cycl.
9	Equity	TLKM	Infrastructures
10	Equity	UNTR	Industrials

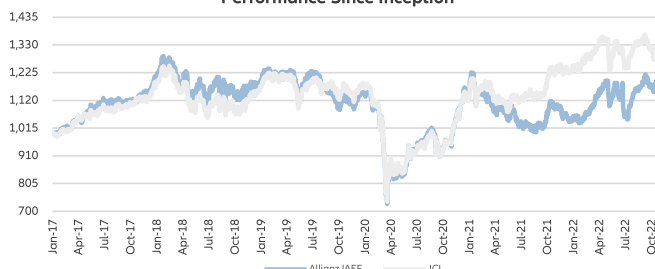
Risk Classification



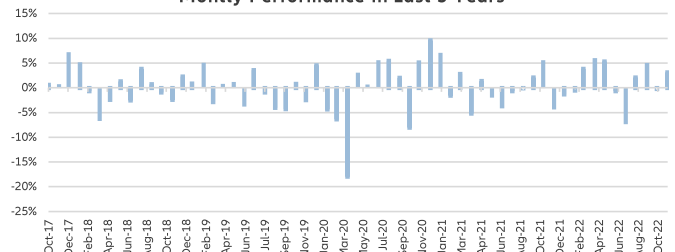
Risk Description

Low: This mutual fund has a relatively stable movement with limited growth potential. **Moderate:** This mutual fund has a low to moderate movement with moderate growth potential. **High:** This mutual fund has relatively volatile movements with relatively high growth potential.

Performance Since Inception



Montly Performance in Last 5 Years



Custodian Bank Profile

Standard Chartered Bank has provided custodian services since 1991. Standard Chartered Bank is a Custodian Bank registered and supervised by the Financial Services Authority ("OJK") with permission from Bapepam No. Kep-35/PM.WK/1991 dated June 26, 1991.

INVESTMENT THROUGH MUTUAL FUNDS CONTAINS RISK. BEFORE DECIDE TO INVEST IN MUTUAL FUNDS, PROSPECTIVE INVESTORS MUST READ AND UNDERSTAND THE PROSPECTUS. PAST PERFORMANCE DOES NOT GUARANTEE/REFLECT AN INDICATION OF FUTURE PERFORMANCE. OJK MAKES NO STATEMENT OF APPROVAL OR DISAPPROVAL OF THESE SECURITIES, NOR ANY STATEMENT OF THE ACCURACY OR ADEQUACY OF THE CONTENTS OF THIS MUTUAL FUND PROSPECTUS. ANY STATEMENT IN CONTRADICT WITH THESE MATTERS IS AN ILLEGAL ACT.

Mutual funds are Capital Market products and not products issued by Selling Agents/Banking. The Selling Agent of Mutual Funds is not responsible for the demands and risks of managing the mutual fund portfolio made by the Investment Manager.

This product information summary does not replace the Mutual Fund Prospectus and was prepared by PT Allianz Global Investors Asset Management Indonesia for informational purposes only and does not constitute an offer to buy or a request to sell. All information contained in this document is accurate. If necessary, investors are advised to seek professional opinion before making investment decisions. Past performance does not necessarily serve as a guide for future performance, nor is it an estimate made to give an indication of its future performance or trends. PT Allianz Global Investors Asset Management Indonesia as the Investment Manager is registered and supervised by OJK.

PT. Allianz Global Investors Asset Management Indonesia

Revenue Tower, 11th Floor, District 8 – SCBD, Jl. Jend Sudirman Kav. 52-53 Jakarta 12190, Indonesia | Telp: +6221-50939889

