

Fund Fact Sheet

Allianz High Dividend Global Sharia Equity Dollar Kelas A



Type of Fund

Offshore Sharia Equity Fund

Effective Date

May 16th, 2023

OJK Effective Statement Letter No.

S-1308/PM.02/2023

Launch Date

October 2nd, 2023

Denomination

United States Dollar

Price (NAV) - USD/Unit

USD 1.2020

Total Net Asset Value

USD 3.14 Million

Total NAV All Share Class

USD 10.90 Million

Total Unit Offered

500,000,000.00 (Five Hundred Million) Units

Minimum Initial Investment

USD 10,000.00 (Ten Thousand Dollar)

Minimum Regular Subscription / Top Up

USD 1,000.00 (One Thousand Dollar)

Valuation Period

Daily

Management Fee

Max. 3.00% p.a

Subscription Fee

Max. 3.00% (of transaction amount)

Redemption Fee

Max. 2.00% (of transaction amount)

Switching Fee

Max. 2.00% (of transaction amount)

Custodian Fee

Max. 0.25% p.a

Custodian Bank

HSBC Jakarta

Benchmark

Dow Jones Islamic Market World Index

ISIN Code

IDN000508207

Subscription Account of Mutual Fund

001-878727-116

Reksa Dana Syariah Allianz High Dividend

Global Sharia Equity Dollar

For more information, please refer to the Mutual Fund's Prospectus

Investment Manager Profile

PT. Allianz Global Investors Asset Management Indonesia (AllianzGI AM) is an Investment Manager registered and supervised by the Otoritas Jasa Keuangan (OJK), with license number KEP.01/BL/MI/2007. AllianzGI AM is a subsidiary of Allianz Global Investors, one of the World's Leading Investment Managers. Currently, AllianzGI AM has a total managed fund of more than IDR 8.44 trillion (as of June 30th, 2025), consisting of Mutual Fund and Customer Fund Management Contracts.

Investment Objective

ALLIANZ HIGH DIVIDEND GLOBAL SHARIA EQUITY DOLLAR KELAS A aims to provide long-term capital appreciation through investment in Offshore Sharia Securities in compliance with Sharia Principles in the Capital Market.

Investment Policy

Sharia Equity Offshore/Onshore

80% - 100%

Cash and/or Money Market

0% - 20%

% Sectoral Allocation

Materials	4.29%
Energy	3.10%
Wholesale	0.50%
Communication Services	8.20%
Consumer Discretionary	13.46%
Consumer Staples	3.48%
Health Care	13.82%
Financials	1.49%
Retail Trade	0.43%
Industrials	9.88%
Real Estate	0.94%
Information Technology	40.41%

% Asset Allocation

Sharia Equity Offshore/Onshore

96.20%

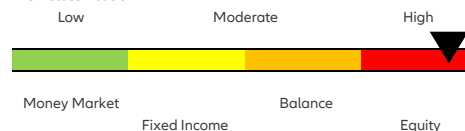
Cash and/or Money Market

3.80%

Top Holdings (Alphabetic)

No	Type	Securities Code	Composition (%)	Sector
1	Equity	AAPL UW	5.63	Information
2	Equity	ABT UN	1.46	Health Care
3	Equity	AMZN UW	3.25	Consumer
4	Equity	AVGO UW	1.68	Information
5	Equity	CSCO UW	1.47	Information
6	Equity	GOOGL UW	1.80	Communication
7	Equity	META UW	3.41	Communication
8	Equity	MSFT UW	6.96	Information
9	Equity	NOVN SE	1.50	Health Care
10	Equity	NVDA UW	7.96	Information

Risk Classification



Risk Description

Low: This mutual fund has a relatively stable movement with limited growth potential. **Moderate:** This mutual fund has a low to moderate movement with moderate growth potential. **High:** This mutual fund has relatively volatile movements with relatively high growth potential.

Investment Risk

1. Risk of Changes in Economic and Politic Condition
2. Risk of Reduction in NAV of Each Participation Unit
3. Liquidity Risk
4. Change of Regulation Risk
5. Dissolution and Liquidation Risk
6. Currency Risk
7. Portfolio Concentration Risk
8. Risk of Decumulation of Capital
9. Risk of Changes in Securities Allocation

Fund Performance (%)

Period	1 Month	3 Month	6 Month	1 Year	3 Year	5 Year	YTD	S.I.*
Allianz HDGS KELAS A***	5.34%	8.09%	3.14%	3.66%	-	-	3.14%	27.77%
Benchmark**	4.05%	7.51%	3.92%	7.43%	-	-	3.92%	28.17%

*Since Inception

**Benchmark performance is calculated after tax, where capital gain and dividend are in accordance with the applicable corporate tax rate in Indonesia.

Highest Monthly Performance

Nov-23

6.73%

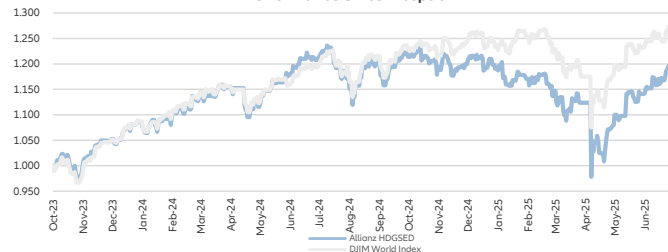
Lowest Monthly Performance

Apr-25

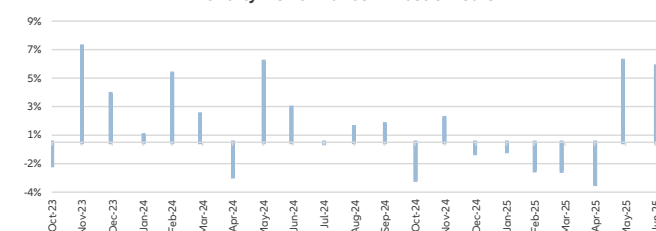
-2.95%

***The performance of a Mutual Fund is calculated with assumption that all distributed income are reinvested into investment portfolio units.

Performance Since Inception



Monthly Performance in Last 5 Years



Custodian Bank Profile

PT. Bank HSBC Indonesia (formerly PT Bank Ekonomi Raharja), which has been operating in Indonesia since 1989, is part of the HSBC Group and has a license from OJK to operate as a custodian in the capital market based on decision No.KEP02/PM.2/2017 dated 20 January 2017. PT. Bank HSBC Indonesia is licensed and supervised by the OJK.

INVESTMENT THROUGH MUTUAL FUNDS CONTAINS RISK. BEFORE DECIDE TO INVEST IN MUTUAL FUNDS, PROSPECTIVE INVESTORS MUST READ AND UNDERSTAND THE PROSPECTUS. PAST PERFORMANCE DOES NOT GUARANTEE/REFLECT AN INDICATION OF FUTURE PERFORMANCE. OJK MAKES NO STATEMENT OF APPROVAL OR DISAPPROVAL OF THESE SECURITIES, NOR ANY STATEMENT OF THE ACCURACY OR ADEQUACY OF THE CONTENTS OF THIS MUTUAL FUND PROSPECTUS. ANY STATEMENT IN CONTRADICTION WITH THESE MATTERS IS AN ILLEGAL ACT.

Mutual funds are Capital Market products and not products issued by Selling Agents/Banking. The Selling Agent of Mutual Funds is not responsible for the demands and risks of managing the mutual fund portfolio made by the Investment Manager. This product information summary does not replace the Mutual Fund Prospectus and was prepared by PT Allianz Global Investors Asset Management Indonesia for informational purposes only and does not constitute an offer to buy or a request to sell. All information contained in this document is accurate. If necessary, investors are advised to seek professional opinion before making investment decisions. Past performance does not necessarily serve as a guide for future performance, nor is it an estimate made to give an indication of its future performance or trends. PT Allianz Global Investors Asset Management Indonesia as the Investment Manager is licensed and supervised by OJK.

PT. Allianz Global Investors Asset Management Indonesia

World Trade Centre (WTC) 3 Building, 14th Floor, Jl. Jenderal Sudirman Kav. 29-31, Jakarta 12920, Indonesia | Telp: +6221-39525050

