

Fund Fact Sheet

Allianz Fixed Income Fund 2

(formerly known as RHB Fixed Income Fund 2)



Type of Fund

Fixed Income Mutual Fund

Effective Date

June 28th, 2016

OJK Effective Statement Letter No.

S-328/D.04/2016

Launch Date

July 20th, 2016

Denomination

Indonesian Rupiah

Price (NAV) - IDR/Unit

IDR 1,381.24

Total Asset Under Management

IDR 73.61 Billion

Total Unit Offered

1,000,000,000.00 (One Billion) Units

Minimum Initial Investment

IDR 100,000.00 (One Hundred Thousand Rupiah)

Minimum Regular Subscription / Top Up

Not Determined

Valuation Period

Daily

Management Fee

Max. 2.00% p.a

Subscription Fee

Max. 2.00% (of transaction amount)

Redemption Fee

Max. 2.00% (of transaction amount)

Switching Fee

Max. 2.00% (of transaction amount)

Custodian Fee

Max. 0.20% p.a

Custodian Bank

Bank Rakyat Indonesia

Benchmark

INDOBex Government Bond Index (Total Return)

ISIN Code

IDN000246709

Subscription Account of Mutual Fund

0206-0100-6483-309

Reksa Dana Allianz Fixed Income Fund 2 - Subscription

For more information, please refer to the Mutual Fund's Prospectus

Investment Manager Profile

PT. Allianz Global Investors Asset Management Indonesia (AllianzGI AM) is an Investment Manager registered and supervised by the Otoritas Jasa Keuangan (OJK), with license number KEP.01/BL/MI/2007. AllianzGI AM is a subsidiary of Allianz Global Investors, one of the World's Leading Investment Managers. Currently AllianzGI AM manages money market funds, equity funds, index funds, fixed income funds, and capital protected funds with total AUM of more than IDR 4.43 trillion (as of April 28th 2022).

Investment Objective

Provide attractive investment return through active portfolio management in Debt Securities that have obtained rating from the securities rating company registered in OJK and categorized as Investment Grade.

Investment Policy

| | |
|---------------------------------|------------|
| Fixed Income (incl. Accr. Int.) | 80% - 100% |
| Cash and/or Money Market | 0% - 20% |

% Sectoral Allocation

| | |
|------------------------|--------|
| Energy | 0.00% |
| Basic Materials | 0.00% |
| Industrials | 0.00% |
| Consumer Non-Cycl. | 0.00% |
| Consumer Cycl. | 0.00% |
| Healthcare | 0.00% |
| Financials | 6.21% |
| Properties & Real Est. | 0.00% |
| Technology | 0.00% |
| Infrastructures | 0.00% |
| Transportation & Log. | 0.00% |
| Government | 93.79% |

Investment Risk

1. Risk of Changes in Economic and Politic Condition
2. Risk of Reduction in NAV of Each Participation Unit
3. Liquidity Risk
4. Change of Regulation Risk
5. Dissolution and Liquidation Risk

Fund Performance (%)

| Period | 1 Month | 3 Month | 6 Month | 1 Year | 3 Year | 5 Year | YTD | S.I.* |
|---------------|---------|---------|---------|--------|--------|--------|--------|--------|
| Allianz FIF 2 | -0.98% | -1.45% | -1.60% | 2.48% | 23.96% | 34.25% | -1.71% | 38.12% |
| Benchmark | -0.88% | -1.04% | -0.26% | 4.98% | 31.28% | 46.63% | -1.03% | 54.10% |

*Since Inception

| | | |
|-----------------------------|--------|--------|
| Highest Monthly Performance | Jun-19 | 4.12% |
| Lowest Monthly Performance | Mar-20 | -4.75% |

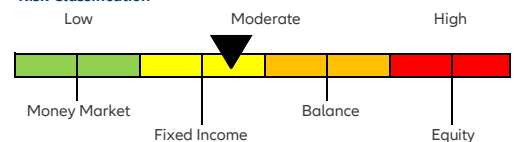
% Asset Allocation

| | |
|---------------------------------|--------|
| Fixed Income (incl. Accr. Int.) | 93.73% |
| Cash and/or Money Market | 6.27% |

Top Holdings (Alphabetic)

| No | Type | Securities Code | Sector |
|----|--------------|-----------------|------------|
| 1 | Money Market | BANK NOBU | Financials |
| 2 | Fixed Income | FR0054 | Government |
| 3 | Fixed Income | FR0056 | Government |
| 4 | Fixed Income | FR0059 | Government |
| 5 | Fixed Income | FR0068 | Government |
| 6 | Fixed Income | FR0071 | Government |
| 7 | Fixed Income | FR0078 | Government |
| 8 | Fixed Income | FR0079 | Government |
| 9 | Fixed Income | FR0080 | Government |
| 10 | Fixed Income | SR015 | Government |

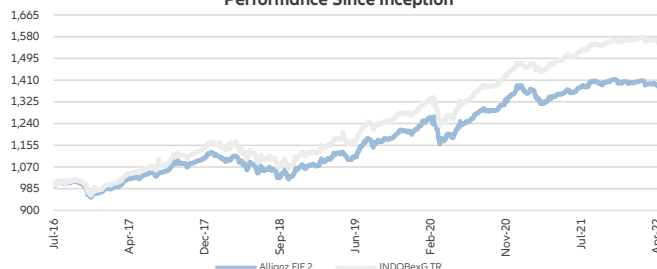
Risk Classification



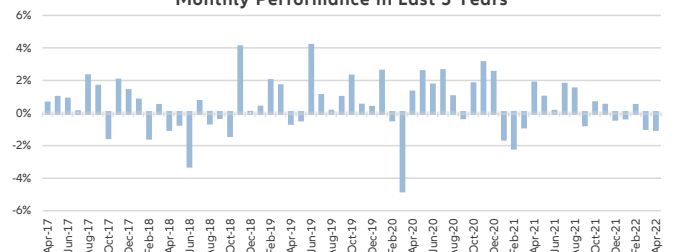
Risk Description

Low: This mutual fund has a relatively stable movement with limited growth potential. **Moderate:** This mutual fund has a low to moderate movement with moderate growth potential. **High:** This mutual fund has relatively volatile movements with relatively high growth potential.

Performance Since Inception



Monthly Performance in Last 5 Years



Custodian Bank Profile

Initially BRI was established under the name De Poerwokertosche Sparbank der Inlandsche Hoofden (Savings and Savings Bank for Priyayi Poerwokerto) on December 16, 1895. BRI changed its status to a Perseroan (Persero) based on Government Regulation of the Republic of Indonesia No. 21 of 1992 dated 29 April 1992. BRI has obtained a license by Bapepam and LK to provide custodial services based on Decree No.KEP-91/PM/96 on 11 April 1996.

PT. Allianz Global Investors Asset Management Indonesia

Revenue Tower, 11th Floor, District 8 – SCBD, Jl. Jend Sudirman Kav. 52-53 Jakarta 12190, Indonesia | Telp: +6221-50939889

INVESTMENT THROUGH MUTUAL FUNDS CONTAINS RISK. BEFORE DECIDE TO INVEST, PROSPECTIVE INVESTORS MUST READ AND UNDERSTAND THE PROSPECTUS. PAST PERFORMANCE DOES NOT GUARANTEE/REFLECT AN INDICATION OF FUTURE PERFORMANCE. THE FINANCIAL SERVICES AUTHORITY (OJK) MAKES NO STATEMENT OF APPROVAL OR DISAPPROVAL OF THESE SECURITIES, NOR ANY STATEMENT OF THE ACCURACY OR ADEQUACY OF THE CONTENTS OF THIS MUTUAL FUND PROSPECTUS. ANY STATEMENT IN CONTRADICTION WITH THESE MATTERS IS AN ILLEGAL ACT.

Terdaftar dan
diawasi oleh:



Mutual funds are Capital Market products and not products issued by Selling Agents/Banking. The Selling Agent of Mutual Funds is not responsible for the demands and risks of managing the mutual fund portfolio made by the Investment Manager. This product information summary does not replace the Mutual Fund Prospectus and was prepared by PT. Allianz Global Investors Asset Management Indonesia for informational purposes only and does not constitute an offer to buy or a request to sell. Care has been taken to ensure that the information presented in this document is not misleading but there is no guarantee as to its accuracy or completeness. This report is subject to change at any time without prior notice. If necessary, investors are advised to seek professional opinion before making investment decisions. Past performance is not necessarily a guide to future performance, nor is it an estimate made to give an indication of its future performance or trends.

