

Fund Fact Sheet

Allianz Indo Asia Equity Fund

**Type of Fund**

Equity Mutual Fund

Effective Date

November 25th, 2016

OJK Effective Statement Letter No.

S-697/D.04/2016

Launch Date

January 6th, 2017

Denomination

Indonesian Rupiah

Price (NAV) - IDR/Unit

IDR 1,203.23

Total Asset Under Management

IDR 53.79 Billion

Total Unit Offered

1,000,000,000.00 (One Billion) Units

Minimum Initial Investment

IDR 1,000,000.00 (One Million Rupiah)

Minimum Regular Subscription / Top Up

IDR 1,000,000.00 (One Million Rupiah)

Valuation Period

Daily

Management Fee

Max. 3.00% p.a

Subscription Fee

Max. 3.00% (of transaction amount)

Redemption Fee

Max. 2.00% (of transaction amount)

Switching Fee

Max. 0.50% (of transaction amount)

Custodian Fee

Max. 0.25% p.a

Custodian Bank

Standard Chartered Bank, Jakarta

Benchmark

JCI

ISIN Code

IDN000273505

Subscription Account of Mutual Fund

306-8085-5790

RD ALLIANZ INDO-ASIA EQUITY FUND

For more information, please refer to the Mutual Fund's Prospectus

Investment Manager Profile

PT. Allianz Global Investors Asset Management Indonesia (AllianzGI AM) is an Investment Manager registered and supervised by the Otoritas Jasa Keuangan (OJK), with license number KEP.01/BL/MI/2007. AllianzGI AM is a subsidiary of Allianz Global Investors, one of the World's Leading Investment Managers. Currently, AllianzGI AM has a total managed fund of more than IDR 7.72 trillion (as of June 28th, 2024), consisting of Mutual Fund and Customer Fund Management Contracts.

Investment Objective

To provide medium to long term capital appreciation to investors primarily through investment in equity securities offered through public offering and/or traded both on the domestic and foreign stock exchange.

Investment Policy

Equity	80% - 100%
Cash and/or Money Market	0% - 20%

% Asset Allocation

Equity	97.22%
Cash and/or Money Market	2.78%

% Sectoral Allocation

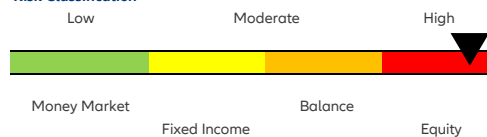
Energy	11.85%
Basic Materials	3.12%
Industrials	7.29%
Consumer Non-Cycl.	12.26%
Consumer Cycl.	3.67%
Healthcare	2.84%
Financials	37.83%
Properties & Real Est.	2.73%
Technology	4.00%
Infrastructures	13.15%
Transportation & Log.	1.26%

Top Holdings (Alphabetical)

No	Type	Securities Code	Composition (%)	Sector
1	Equity	AMRT	3.67	Consumer Non-Cycl.
2	Equity	ASII	2.93	Industrials
3	Equity	BBCA	9.55	Financials
4	Equity	BBNI	3.66	Financials
5	Equity	BBRI	7.69	Financials
6	Equity	BMRI	9.35	Financials
7	Equity	ICBP	2.84	Consumer Non-Cycl.
8	Equity	JSMR	3.08	Infrastructures
9	Equity	TLKM	5.88	Infrastructures
10	Equity	UNTR	3.04	Industrials

Investment Risk

1. Risk of Changes in Economic and Politic Condition
2. Risk of Reduction in NAV of Each Participation Unit
3. Liquidity Risk
4. Change of Regulation Risk
5. Dissolution and Liquidation Risk
6. Currency Exchange Rate Risk
7. Risk of Securities Portfolio Concentration

Risk Classification**Risk Description**

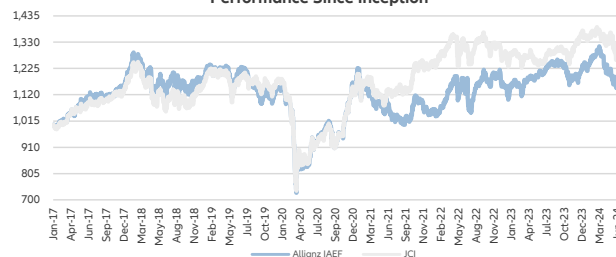
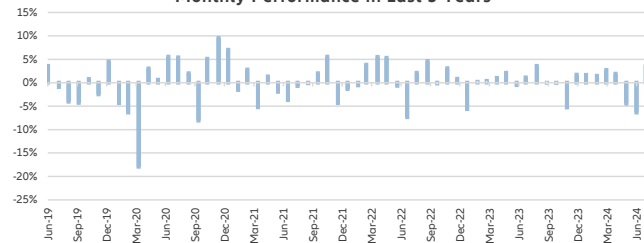
Low: This mutual fund has a relatively stable movement with limited growth potential. **Moderate:** This mutual fund has a low to moderate movement with moderate growth potential. **High:** This mutual fund has relatively volatile movements with relatively high growth potential.

Fund Performance (%)

Period	1 Month	3 Month	6 Month	1 Year	3 Year	5 Year	YTD	S.I.*
Allianz IAEF	3.63%	-7.28%	-1.41%	0.00%	16.61%	-1.74%	-1.41%	20.32%
Benchmark	1.33%	-3.09%	-2.88%	6.03%	18.01%	11.09%	-2.88%	32.10%

*Since Inception

Highest Monthly Performance	Nov-20	9.57%
Lowest Monthly Performance	Mar-20	-17.93%

Performance Since Inception**Monthly Performance in Last 5 Years****Custodian Bank Profile**

Standard Chartered Bank has provided custodian services since 1991. Standard Chartered Bank is a Custodian Bank registered and supervised by the Financial Services Authority ("OJK") with permission from Bapepam No. Kep-35/PM/WK/1991 dated June 26, 1991.

INVESTMENT THROUGH MUTUAL FUNDS CONTAINS RISK. BEFORE DECIDE TO INVEST IN MUTUAL FUNDS, PROSPECTIVE INVESTORS MUST READ AND UNDERSTAND THE PROSPECTUS. PAST PERFORMANCE DOES NOT GUARANTEE/REFLECT AN INDICATION OF FUTURE PERFORMANCE. OJK MAKES NO STATEMENT OF APPROVAL OR DISAPPROVAL OF THESE SECURITIES, NOR ANY STATEMENT OF THE ACCURACY OR ADEQUACY OF THE CONTENTS OF THIS MUTUAL FUND PROSPECTUS. ANY STATEMENT IN CONTRADICT WITH THESE MATTERS IS AN ILLEGAL ACT.

Mutual funds are Capital Market products and not products issued by Selling Agents/Banking. The Selling Agent of Mutual Funds is not responsible for the demands and risks of managing the mutual fund portfolio made by the Investment Manager. This product information summary does not replace the Mutual Fund Prospectus and was prepared by PT Allianz Global Investors Asset Management Indonesia is for informational purposes only and does not constitute an offer to buy or a request to sell. All information contained in this document is accurate. If necessary, investors are advised to seek professional opinion before making investment decisions. Past performance does not necessarily serve as a guide for future performance, nor is it an estimate made to give an indication of its future performance or trends.

PT Allianz Global Investors Asset Management Indonesia as the Investment Manager is registered and supervised by OJK.

PT. Allianz Global Investors Asset Management Indonesia

Revenue Tower, 11th Floor, District 8 – SCBD, Jl. Jend Sudirman Kav. 52-53 Jakarta 12190, Indonesia | Telp: +6221-39525050

Access the prospectus for more complete information via website <https://id.allianzgi.com>.

In accordance with the Financial Services Authority (Otoritas Jasa Keuangan or "OJK") regulations, confirmation letter of the subscription of Mutual Funds, redemption of Mutual Funds, and the Switching of Mutual Funds is a valid legal proof of ownership of the Mutual Funds issued or sent by the Custodian Bank. In the event that there is a Securities Ownership Reference facility (AKSES), the Unit Holder may view the Mutual Fund ownership through the <https://akses.ksei.co.id/>