

## Fund Fact Sheet

## Allianz Alpha Sector Rotation Kelas A



## Type of Fund

Equity Mutual Fund

## Effective Date

August 9th, 2010

## OJK Effective Statement Letter No.

S-7233/BL/2010

## Launch Date

August 18th, 2010

## Denomination

Indonesian Rupiah

## Price (NAV) - IDR/Unit

IDR 1,513.21

## Total Net Asset Value

IDR 112.91 Billion

## Total NAV All Share Class

IDR 192.34 Billion

## Total Unit Offered

2,000,000,000.00 (Two Billion) Units

## Minimum Initial Investment

IDR 100,000.00 (One Hundred Thousand Rupiah)

## Minimum Regular Subscription / Top Up

IDR 100,000.00 (One Hundred Thousand Rupiah)

## Valuation Period

Daily

## Management Fee

Max. 3.00% p.a

## Subscription Fee

Max. 5.00% (of transaction amount)

## Redemption Fee

Max. 2.00% (of transaction amount)

## Switching Fee

Max. 0.50% (of transaction amount)

## Custodian Fee

Max. 0.25% p.a

## Custodian Bank

Deutsche Bank AG Jakarta

## Benchmark

JCI

## ISIN Code

IDN000105301

## Subscription Account of Mutual Fund

008-2982-009

RD ALLIANZ ALPHA SECTOR ROTATION A

For more information, please refer to the Mutual Fund's Prospectus

## Investment Manager Profile

PT. Allianz Global Investors Asset Management Indonesia (AllianzGI AM) is an Investment Manager registered and supervised by the Otoritas Jasa Keuangan (OJK), with license number KEP.01/BL/MI/2007. AllianzGI AM is a subsidiary of Allianz Global Investors, one of the World's Leading Investment Managers. Currently, AllianzGI AM has a total managed fund of more than IDR 36.78 trillion (as of January 30th, 2026), consisting of Mutual Fund and Customer Fund Management Contracts.

## Investment Objective

Provide optimal rate of return through an investment strategy which is able to capitalize the leading sectors in each market cycle in the Indonesian Capital Market by prioritizing the control of the level of risks.

## Investment Policy

|                          |            |
|--------------------------|------------|
| Equity                   | 80% - 100% |
| Cash and/or Money Market | 0% - 20%   |

## % Asset Allocation

|                          |        |
|--------------------------|--------|
| Equity                   | 89.40% |
| Cash and/or Money Market | 10.60% |

## % Sectoral Allocation

|                        |        |
|------------------------|--------|
| Energy                 | 8.79%  |
| Basic Materials        | 13.69% |
| Industrials            | 6.95%  |
| Consumer Non-Cycl.     | 13.96% |
| Consumer Cycl.         | 4.58%  |
| Healthcare             | 5.73%  |
| Financials             | 27.68% |
| Properties & Real Est. | 4.46%  |
| Technology             | 1.15%  |
| Infrastructures        | 9.37%  |
| Transportation & Log.  | 3.65%  |

## Top Holdings (Alphabetic)

| No | Type   | Securities Code | Composition (%) | Sector             |
|----|--------|-----------------|-----------------|--------------------|
| 1  | Equity | AMRT            | 2.50            | Consumer Non-Cycl. |
| 2  | Equity | ASII            | 4.12            | Industrials        |
| 3  | Equity | BBCA            | 8.53            | Financials         |
| 4  | Equity | BBNI            | 3.08            | Financials         |
| 5  | Equity | BBRI            | 6.35            | Financials         |
| 6  | Equity | BMRI            | 5.49            | Financials         |
| 7  | Equity | KLBF            | 2.74            | Healthcare         |
| 8  | Equity | MDKA            | 3.10            | Basic Materials    |
| 9  | Equity | MEDC            | 2.70            | Energy             |
| 10 | Equity | TLKM            | 5.13            | Infrastructures    |

## Investment Risk

1. Risk of Changes in Economic and Politic Condition
2. Risk of Reduction in NAV of Each Participation Unit
3. Liquidity Risk
4. Change of Regulation Risk
5. Dissolution and Liquidation Risk
6. Portfolio Concentration Risk

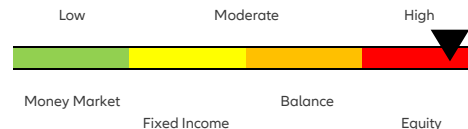
## Fund Performance (%)

| Period              | 1 Month | 3 Month | 6 Month | 1 Year | 3 Year | 5 Year | YTD    | S.I.*   |
|---------------------|---------|---------|---------|--------|--------|--------|--------|---------|
| Allianz ASR Kelas A | -0.34%  | -0.32%  | 5.46%   | 4.66%  | 0.41%  | -0.79% | -0.34% | 51.32%  |
| Benchmark           | -3.67%  | 2.03%   | 11.29%  | 17.17% | 21.79% | 42.09% | -3.67% | 171.14% |

\*Since Inception 18 August 2010

|                             |        |         |
|-----------------------------|--------|---------|
| Highest Monthly Performance | Apr-25 | 6.60%   |
| Lowest Monthly Performance  | Feb-25 | -13.58% |

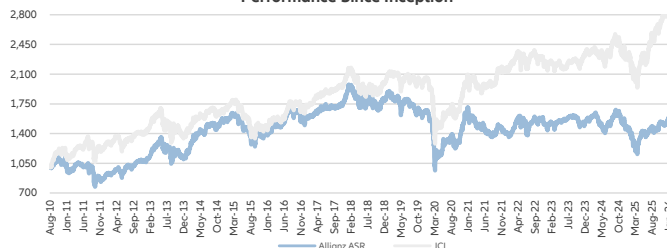
## Risk Classification



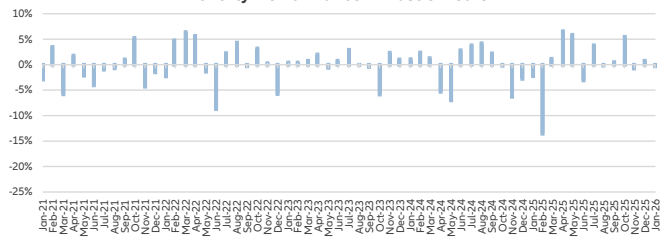
## Risk Description

**Low:** This mutual fund has a relatively stable movement with limited growth potential. **Moderate:** This mutual fund has a low to moderate movement with moderate growth potential. **High:** This mutual fund has relatively volatile movements with relatively high growth potential.

Performance Since Inception



Monthly Performance in Last 5 Years



## Custodian Bank Profile

Deutsche Bank AG, Jakarta Branch ("DB") is a branch office of Deutsche Bank AG, a banking institution domiciled and headquartered in the Federal Republic of Germany. DB has received approval from OJK to conduct business as a custodian in the capital market based on Decree of the Chairman of Bapepam No. Kep07/PM/1994 dated January 19, 1994 and therefore DB was licensed and supervised by the OJK.

INVESTMENT THROUGH MUTUAL FUNDS CONTAINS RISK. BEFORE DECIDE TO INVEST IN MUTUAL FUNDS, PROSPECTIVE INVESTORS MUST READ AND UNDERSTAND THE PROSPECTUS. PAST PERFORMANCE DOES NOT GUARANTEE/REFLECT AN INDICATION OF FUTURE PERFORMANCE. OJK MAKES NO STATEMENT OF APPROVAL OR DISAPPROVAL OF THESE SECURITIES, NOR ANY STATEMENT OF THE ACCURACY OR ADEQUACY OF THE CONTENTS OF THIS MUTUAL FUND PROSPECTUS. ANY STATEMENT IN CONTRADICTION WITH THESE MATTERS IS AN ILLEGAL ACT.

Mutual funds are Capital Market products and not products issued by Selling Agents/Banking. The Selling Agent of Mutual Funds is not responsible for the demands and risks of managing the mutual fund portfolio made by the Investment Manager. This product information summary does not replace the Mutual Fund Prospectus and was prepared by PT Allianz Global Investors Asset Management Indonesia is for informational purposes only and does not constitute an offer to buy or a request to sell. All information contained in this document is accurate. If necessary, investors are advised to seek professional opinion before making investment decisions. Past performance does not necessarily serve as a guide for future performance, nor is it an estimate made to give an indication of its future performance or trends. PT Allianz Global Investors Asset Management Indonesia as the Investment Manager is licensed and supervised by OJK.

## PT. Allianz Global Investors Asset Management Indonesia

World Trade Centre (WTC) 3 Building, 14th Floor, Jl. Jenderal Sudirman Kav. 29-31, Jakarta 12920, Indonesia | Telp: +6221-39525050

